




EnduraBrite Non-Corrosive Lighting Products featuring *MOTION* detection are designed from the inside-out to last.

Whether you live on the coast or inland, **EnduraBrite Outdoor Lighting** fixtures with *MOTION* represent a decorative alternative that will withstand any extreme environment while offering night time security.



EnduraBrite Non-Corrosive Lighting with *MOTION* feature:


- Durable Polymer Construction
- Twist-Lock Technology
- Stainless Hardware
- 130° Motion Detection Zone
- Range Adjustment up to 32 ft.
- Coverage Area up to 1,200 sq. ft.

Twist-Lock Technology
Makes Bulb Replacement a Snap!

CAPE COD WALL LANTERN with *MOTION*

S70SCM-BK (BLACK)
S70SCM-WH (WHITE)

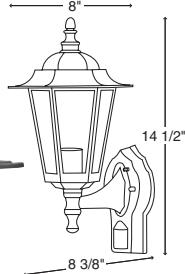
- Seeded Acrylic Lens
- Max. Wattage: 100 Watt Inc.



CLASSIC COMPANION WALL LANTERN with *MOTION*

S73SCM-BK (BLACK)
S73SCM-WH (WHITE)
S73SCM-RU (RUST)

- Clear Acrylic Lens
- Max. Wattage: 60 Watt Inc.



CLASSIC WALL LANTERN with *MOTION*

S74SCM-BK (BLACK)
S74SCM-WH (WHITE)
S74SCM-RU (RUST)

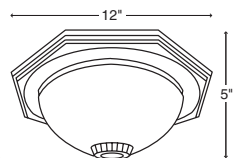
- Clear Acrylic Lens
- Max. Wattage: 100 Watt Inc.



CEILING LANTERN with *MOTION*

S78CFM-BK (BLACK)
S78CFM-WH (WHITE)
S78CFM-RU (RUST)

- Frosted Glass Lens
- Max. Wattage: 2-60 Watt Inc.




Excellent for Indoor or Outdoor Use, Carports, Porches, Ceilings, etc.



Marlex Non-Corrosive Lighting Products featuring *MOTION* detection are very tough in extreme environments. They **will not rust or corrode** and are an excellent alternative to metal fixtures at an affordable price.

Marlex Non-Corrosive Lighting with *MOTION* feature:



- Durable Polymer Construction
- Motion Detection Zones up to 180°
- Range Adjustment up to 30 ft.
- Coverage Area up to 1,200 sq. ft.

Motion Sensor


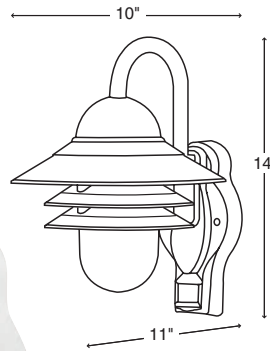
Provides Night Time Security

NAUTICAL WALL LIGHT

with *MOTION*

S75VCM-BK (BLACK)
S75VCM-WH (WHITE)

- Clear Prismatic Lens
- Max. Wattage: 60 Watt Inc.



POLYCARBONATE TWIN FLOOD SECURITY LIGHT

with *MOTION*

15RP2MS-BZ (BRONZE)

- Polycarbonate Construction
- Max. Wattage: 2-Par 38 150 Watt Inc.

